


ACADIA UNIVERSITY

A

MARCH 31

2013

Annual
Financial
Statements



Independent auditor's report

To the Board of Governors of
Acadia University

Grant Thornton LLP
Suite 1100
2000 Barrington Street
Halifax, NS
B3J 3K1
T +1 902 421 1734
F +1 902 420 1068
www.GrantThornton.ca

We have audited the accompanying financial statements of Acadia University which comprise the statements of financial position as at March 31, 2013, March 31, 2012 and April 1, 2011, the statements of operations, changes in net assets and cash flows for the year ended March 31, 2013 and March 31, 2012, and a summary of significant accounting policies and other explanatory information.

Management's responsibility for the financial statements

Management is responsible for the preparation and fair presentation of these financial statements in accordance with Canadian accounting standards for not-for-profit organizations and for such internal control as management determines is necessary to enable the preparation of financial statements that are free from material misstatement, whether due to fraud or error.

Auditor's responsibility

Our responsibility is to express an opinion on these financial statements based on our audits. We conducted our audits in accordance with Canadian generally accepted auditing standards. Those standards require that we comply with ethical requirements and plan and perform the audits to obtain reasonable assurance about whether the financial statements are free from material misstatement.

An audit involves performing procedures to obtain audit evidence about the amounts and disclosures in the financial statements. The procedures selected depend on the auditor's judgment, including the assessment of the risks of material misstatement of the financial statements, whether due to fraud or error.

In making those risk assessments, the auditor considers internal control relevant to the University's preparation and fair presentation of the financial statements in order to design audit procedures that are appropriate in the circumstances, but not for the purpose of expressing an opinion on the effectiveness of the University's internal control. An audit also includes evaluating the appropriateness of accounting policies used and the reasonableness of accounting estimates made by management, as well as evaluating the overall presentation of the financial statements.

We believe that the audit evidence we have obtained is sufficient and appropriate to provide a basis for our audit opinion.

Opinion

In our opinion, the financial statements present fairly, in all material respects, the financial position of Acadia University as at March 31, 2013, March 31, 2012 and April 1, 2011, and the results of its operations and its cash flows for the years ended March 31, 2013 and March 31, 2012 in accordance with Canadian accounting standards for not-for-profit organizations.

Other matters

Our audits were conducted for the purpose of forming an opinion on the financial statements of Acadia University taken as a whole. The supplementary information included in the Schedules is presented for purposes of additional analysis and is not a required part of the financial statements. Such information has been subjected to the auditing procedures applied in the audit of the financial statements and, in our opinion, is fairly stated in all material respects in relation to the financial statements taken as a whole.

Halifax, Canada
June 22, 2013

Grant Thornton LLP


Chartered Accountants



**ACADIA UNIVERSITY
ANNUAL FINANCIAL STATEMENTS
YEAR ENDED MARCH 31, 2013**

TABLE OF CONTENTS

Statements of Financial Position	1
Statements of Operations	2
Statements of Changes in Net Assets	3
Statements of Cash Flows	4
Notes to Financial Statements	5-25
 Schedules:	
A Schedule of Operations by Fund	26-27
B Statement of Expenses by Function - Operating and Ancillaries	28-29
C Statement of Financial Position – 2012 Transition Reconciliation	30
D Statement of Financial Position – 2011 Transition Reconciliation	31
E Statement of Operations – 2012 Transition Reconciliation	32




ACADIA UNIVERSITY
STATEMENTS OF FINANCIAL POSITION
AS AT MARCH 31, 2013
WITH COMPARATIVE FIGURES FOR MARCH 31, 2012 and APRIL 1, 2011
(thousands of dollars)

ASSETS	2013	2012	2011
Currents assets:			
Cash	\$35,743	\$27,169	\$17,477
Accounts receivable (Note 3)	3,594	3,244	3,465
Inventories (Note 4)	282	318	293
Prepaid expenses	1,198	1,025	945
	40,817	31,756	22,180
Investments	61,451	57,412	59,889
Other assets (Note 5)	207	244	270
Capital assets (Note 6)	130,034	137,722	140,151
Intangible assets (Note 6)	16	30	57
	61,500	57,706	60,367
Total assets	\$232,525	\$227,164	\$222,547
 LIABILITIES, DEFERRED CAPITAL CONTRIBUTIONS AND NET ASSETS			
Current liabilities:			
Demand loans payable (Note 8a)	\$754	\$772	\$788
Accounts payable and accrued liabilities	7,016	6,030	5,270
Amounts due to governments	39	263	202
Retirement incentives	290	307	404
Deferred revenue	33,161	32,286	32,653
Current portion of mortgages payable (Note 7)	141	132	125
Current portion of loans payable (Note 8b)	2,993	4,978	2,218
	44,394	44,768	41,660
Retirement incentives	631	849	692
Employee future benefits (Note 14)	5,991	1,739	353
Deferred capital and other contributions (Note 9)	62,616	61,382	61,570
Long term debt:			
Loans payable (Note 8b)	70,426	71,245	66,573
Mortgages payable (Note 7)	734	876	1,010
Mark-to-market liability (Note 8c)	8,181	7,991	4,992
	79,341	80,112	72,575
Net assets: (Note 10)			
Accumulated operating deficit	(36,316)	(31,122)	(23,152)
Internally restricted	3,920	3,764	3,326
Restricted for endowments	61,451	57,412	59,889
Equity in capital assets	10,497	8,260	5,634
	39,552	38,314	45,697
Total liabilities, deferred capital contributions and net assets	\$232,525	\$227,164	\$222,547
Commitments (Note 11); Contingent liabilities (Note 12)			

Approved by the Board of Governors


Chair of the Board


President and Vice Chancellor

ACADIA UNIVERSITY
STATEMENTS OF OPERATIONS
YEAR ENDED MARCH 31, 2013
WITH COMPARATIVE FIGURES FOR 2012
(thousands of dollars)

	2013	2012
Revenues:		
Student academic fees	\$34,239	\$32,436
Government grants	29,365	28,044
Other grants	6,174	5,425
Ancillary sales and services	11,592	10,430
Donations and gifts	2,345	1,541
Investment income	1,438	2,713
General	2,819	2,595
Amortization of deferred capital contributions	2,913	3,061
<hr/>		
Total revenues	90,885	86,245
<hr/>		
Expenses:		
Salaries and wages	41,824	41,352
Fringe benefits	6,057	6,171
Accrued pension benefit adjustment (Note 14)	4,252	1,386
Pension special payments	1,539	1,939
Supplies and materials	5,412	4,806
Externally contracted services	7,279	6,254
Amortization of capital and intangible assets	7,728	7,754
Ancillary cost of goods sold	556	656
Utilities	4,796	4,685
Long term debt interest	4,715	4,521
Travel	2,119	2,051
Scholarships and bursaries	3,804	3,583
Deferred maintenance and renovations	1,373	508
Library acquisitions	800	864
Professional fees	484	602
Other	733	867
Interest	24	153
<hr/>		
Total expenses	93,495	88,152
<hr/>		
Excess of expenses over revenues before the undemoted	(2,610)	(1,907)
<hr/>		
Unrealized (loss) gain on swap transactions (Note 8c)	(191)	(2,999)
<hr/>		
Excess of expenses over revenues	\$(2,801)	\$(4,906)

ACADIA UNIVERSITY
 STATEMENTS OF CHANGES IN NET ASSETS
 YEAR ENDED MARCH 31, 2013
 WITH COMPARATIVE FIGURES FOR 2012
 (thousands of dollars)

	Accumulated Operating Deficit	Internally Restricted	Restricted for Endowments	Equity in Capital Assets	Total
Balance, April 1, 2011	\$(23,152)	\$3,326	\$59,889	\$5,634	\$45,697
Excess of revenue over expenses (expenses over revenue)	(348)	135	-	(4,693)	(4,906)
Gifts of endowment principal	-	-	1,719	-	1,719
Increase (decrease) in value of investments	-	-	(1,584)	-	(1,584)
Transfer to operating fund and internally restricted fund	-	-	(2,612)	-	(2,612)
Interfund transfers in (out)	(7,622)	303	-	7,319	-
Balance, March 31, 2012	(31,122)	3,764	57,412	8,260	38,314
Excess of revenue over expenses (expenses over revenue)	2,215	(201)	-	(4,815)	(2,801)
Gifts of endowment principal	-	-	1,714	-	1,714
Increase (decrease) in value of investments	-	-	4,752	-	4,752
Transfer to operating fund and internally restricted fund	-	-	(2,427)	-	(2,427)
Interfund transfers in (out)	(7,409)	357	-	7,052	-
Balance, March 31, 2013	\$(36,316)	\$3,920	\$61,451	\$10,497	\$39,552

ACADIA UNIVERSITY
STATEMENTS OF CASH FLOWS
YEAR ENDED MARCH 31, 2013
WITH COMPARATIVE FIGURES FOR 2012
(thousands of dollars)

	2013	2012
Cash provided by (used for):		
Operating activities:		
Excess of expenses over revenues	\$(2,801)	\$(4,906)
Items not involving cash:		
Unrealized loss (gain) on swap transactions	191	2,999
Amortization of capital assets	7,728	7,754
Amortization of deferred capital contributions	(2,913)	(3,061)
Retirement Incentive	(218)	157
Employee future benefits	4,252	1,386
Gain on disposal of capital assets	(185)	(158)
Impairment of capital assets	572	99
Change in non-cash working capital	1,114	458
	7,740	4,728
Investing activities:		
Deferred capital contributions	4,147	2,873
Proceeds on disposals	1,056	524
Purchase of capital assets	(1,469)	(5,763)
Investment in other assets	37	25
Increase in investments	(1,714)	(1,719)
	2,057	(4,060)
Financing activities:		
Endowment contributions	1,714	1,719
Issuance of long term debt	-	9,625
Principal payments on long term debt	(2,937)	(2,320)
	(1,223)	9,024
Net increase in cash	8,574	9,692
Cash, beginning of year	27,169	17,477
Cash, end of year	\$35,743	\$27,169
Supplemental cash flow information (Note 16)		

ACADIA UNIVERSITY
NOTES TO THE FINANCIAL STATEMENTS
YEAR ENDED MARCH 31, 2013
(thousands of dollars)

1. Authority and purpose

Acadia University operates under the authority of *An Act Respecting Acadia University*, passed May 19, 1891. It is primarily an undergraduate, liberal arts institution providing a range of undergraduate, graduate and continuing education programs. The academic governance of the University is vested in the Senate. The University is a not-for-profit entity, governed by a Board of Governors, whose members are appointed from a variety of backgrounds, including business, alumni, government and the Convention of Atlantic Baptist Churches. The University is a registered charity under the Income Tax Act and accordingly is exempt from income taxes, provided certain requirements of the Income Tax Act are met.

2. Significant accounting policies

a) Basis of accounting:

The University was required to apply the Canadian standards for non-profit organizations under Part III of the CICA Handbook. The financial statements for the year ended March 31, 2013, and the comparative periods were prepared in accordance with the accounting principles and provisions set out in Section 1501: First Time Adoption by Non Profit Organizations. These statements are the first full set of financial statements presented by the University under the new accounting standards. Implementation was required for the fiscal years beginning on or after January 1, 2012, and hence, the policies were adopted and are in effect for the year ended March 31, 2013, and for the comparative period information presented. Full disclosure of the adjustments and restatements has been provided in Note 19.

b) Funding accounting:

Under fund accounting, resources are classified for accounting and reporting purposes into funds in accordance with specific activities or objectives. Restricted funds carry restrictions on the use of the resources for particular defined purposes.

The University has classified accounts with similar characteristics into major funds as follows:

The Operating/Ancillary Operations Fund, an unrestricted fund, accounts for the University's primary function of instruction, including academic, support services, administrative services, facilities management and other operating activities. It also accounts for ancillary operations that provide goods and services to the University community, which are supplementary to the functions of instruction, research and services.

The Capital Fund, a restricted fund, accounts for the acquisition of capital assets, the amortization of capital assets and the amortization of any externally restricted contributions received to fund these assets.

The Research Fund, a restricted fund, accounts for the activities that support research.

The Endowment Fund accounts for investment income earned on the endowment principal and related expenditures (such as investment management fees).

The Special Reserves Fund, contains restricted and unrestricted funds, accounts for the expenditure of externally restricted contributions which are not research, endowment, capital or operating in nature.

ACADIA UNIVERSITY
NOTES TO THE FINANCIAL STATEMENTS *(continued)*
YEAR ENDED MARCH 31, 2013
(thousands of dollars)

c) Revenue recognition:

The University follows the deferral method of accounting for contributions. The University receives grants and donations from a number of different sources to cover operating, research and capital expenditures. The University follows the deferral method of accounting for contributions, which includes donations and government grants, to ensure that revenue is recognized in the appropriate periods.

Revenue from tuition fees, residence fees, other academic fees, and sales are recognized in the operating fund when services are provided and goods are sold. Operating grants are recorded as revenue in the operating fund in the period to which they relate. Revenues from the sources above, including operating grants, received during the period related to future periods is included in deferred revenues. Unrestricted contributions are recognized as revenue in the operating fund when received or receivable if the amount to be received can be reasonably estimated and collection is reasonably assured.

The capital portion of grants are recorded as deferred contributions and amortized into revenue at a rate corresponding with the amortization rate of the related assets in the capital fund. These are restricted contributions as they relate directly to the acquisition of capital assets.

Externally restricted contributions, other than endowment contributions, are recognized as revenue in the Operating Fund in the year in which the related expenses are recognized.

Endowment contributions are recognized as a direct increase in endowment net assets in the year the contribution is received. Investment income earned on restricted endowed funds is recorded as revenue within the appropriate restricted fund and must be spent on the restricted activities. Other investment income is recognized as revenue in the operating fund when earned.

d) Contributed services:

A substantial number of volunteers contribute a significant amount of their time each year. Due to the difficulty in determining its fair value, contributed services are not recognized in these financial statements.

e) Cash:

Cash includes petty cash, cash on deposit and bank indebtedness with financial institutions.

f) Inventories:

Inventory on hand available for maintenance purposes is valued at the lower of cost, determined on a first in, first out basis, and net realizable value.

g) Financial instruments:

The University considers any contract creating a financial asset or liability as a financial instrument. Financial instruments consist of cash, investments, accounts receivables, accounts payable and accrued liabilities, amounts due to governments, short and long-term debt, and mark to market liabilities.

ACADIA UNIVERSITY
NOTES TO THE FINANCIAL STATEMENTS *(continued)*
YEAR ENDED MARCH 31, 2013
(thousands of dollars)

The University initially measures its financial assets and liabilities at fair value. Cash and short-term investments are measured and reported at fair value. The University has chosen to measure and report long-term investments at fair value using quoted market values based on actively traded markets. The University records the change in fair value as part of the income from investments. All other financial assets are recorded at amortized cost. Financial transaction costs are expensed as incurred. Financial liabilities are recorded at amortized cost. Financing fees related to financial liabilities are deferred and amortized over the period of the related liability. Management reviews financial instruments for impairment and adjusts as required.

h) Interest rate swap agreements:

The University enters into interest rate swaps in order to reduce the impact of fluctuating interest rates on portions of its long-term debt. It is not the University's policy to utilize derivative financial instruments for trading or speculative purposes. These swap agreements require the periodic exchange of payments without the exchange of the notional principal amount on which the payments are based. Interest expense on the debt is adjusted to include the payments made or received under the interest rate swaps.

The University documents all relationships between hedging instruments and hedged items, as well as its risk management objective and strategy for undertaking various hedge transactions. This process includes linking all derivatives to specific portions of long term debt on the statement of financial position. The University also formally assesses, both at the hedge's inception and on an ongoing basis, whether the derivatives that are used in hedging transactions are highly effective in offsetting changes in cash flows of hedged items.

The University designates each interest rate swap agreement as a cash flow hedge of a specifically identified debt instrument. Swap agreements that are effective hedges, both at maturity and over the term of the agreement, since the term to maturity, the notional principal amount, and the interest rate of the swap agreements all match the terms of the debt instruments being hedged. The swap agreements involve periodic exchange of payments and are recorded as an adjustment of the interest expense on the hedged debt instrument.

Realized and unrealized gains or losses associated with derivative instruments, which have been terminated or cease to be effective prior to maturity that were deferred under other current, or non-current, assets or liabilities on the statement of financial position, would be recognized in income in the period in which the underlying hedged transaction is recognized. In the event a designated hedged item is sold, extinguished or matures prior to the termination of the related derivative instrument, any realized or unrealized gain or loss on such derivative instrument is recognized in income.

The University does have one component of long term debt that is not hedged from an accounting perspective. The interest rate swap associated with the Biology Building long-term debt was entered into on February 19, 2009 with principal payments commencing February 19, 2010. Due to the timing difference of the interest rate swap and principal repayments, the hedge of the underlying debt is deemed ineffective and differences between the fixed and floating rate of interest will be assessed annually and recognized as an unrealized gain (loss).

ACADIA UNIVERSITY
NOTES TO THE FINANCIAL STATEMENTS *(continued)*
YEAR ENDED MARCH 31, 2013
(thousands of dollars)

i) Investments and other assets:

Investments are composed of units in specific pooled funds and accordingly they are stated at fair value. These funds are focused on specific asset types and at year-end the composition of the underlying assets was as follows: domestic equities 37.40% (2012- 37.20%; 2011 – 41.63%), international equities 28.82% (2012 – 27.19%; 2011 – 25.31%), bonds / managed cash funds 33.74% (2012 – 35.06%; 2011 – 31.00%), cash 0.05% (2012 – 0.55%; 2011 – 2.06%). An asset mix guideline was developed and is monitored by the Investment Committee of the Board of Governors. Fair value is defined as the unit values supplied by the fund administrators, which represents the University's proportionate share of underlying net assets at fair values.

Interest earned on investments is reported as investment income. Investment income on endowments, which is comprised of gains (net of any losses) realized on the disposition of units in the invested funds and unrealized appreciation (depreciation) in the market value of the units is recorded in the statement of operations and accumulated operating deficit when this income is available for spending. In any particular year, net investment income (loss) may be insufficient to fund the amount made available for spending. In this circumstance, current spending is funded by income accumulated from prior years where earnings exceeded the amount required for spending in those years. In 2013, \$2,427 (2012 - \$2,602; 2011 – \$2,598) was transferred from endowment principal to meet spending requirements.

The University has an investment in the Valley Community Fibre Network and this investment has been recorded at cost within other assets.

j) Capital assets:

Purchased capital assets are recorded at cost. Interest on financing during construction is added to the capitalized costs. Donated capital assets, other than donated works of art which are not capitalized, are recorded at fair value at the date of acquisition. Repairs and maintenance costs are charged to expense. Betterments which extend the estimated life of an asset are capitalized. Management reviews estimates of useful lives of capital assets and adjusts the estimates as required. Management regularly reviews assets for impairment and adjusts as required.

Capital assets are amortized on a straight-line basis over the following useful lives of the respective assets. One half year's amortization is taken in the year of acquisition. The range of estimated useful lives for each of the capital asset categories is shown below and expressed in number of years.

Buildings	40
Land improvements	20
Facility improvements	15
Equipment and equipment under capital lease	5
Library holdings	10
Roadways	15
Computer equipment	3
Vehicles	3

Amortization of construction in progress, which consists of buildings, will commence upon occupancy.

ACADIA UNIVERSITY
NOTES TO THE FINANCIAL STATEMENTS *(continued)*
YEAR ENDED MARCH 31, 2013
(thousands of dollars)

k) Intangible assets:

Intangible assets are an identifiable non-monetary asset without physical substance. The University has a number of computer software programs that meet the definition of an intangible asset.

Intangible assets are recorded at cost. Intangible assets are amortized on a straight-line basis over the following useful lives of the respective assets. Management reviews estimates of useful lives of intangible assets and adjusts the estimates as required. Management regularly reviews assets for impairment and adjusts as required.

One half year's amortization is taken in the year of acquisition. The estimated useful life for intangible assets is shown below and expressed in number of years.

Software	5
----------	---

l) Employee benefit plans:

The University maintains a defined benefit plan providing pension benefits which covers substantially all of its employees. Pension plan assets are valued at fair market value for purposes of calculating expected return on plan assets. The actuarial determination of the accrued benefit obligations for pension and other retirement benefits uses the projected benefit method pro-rated on services (which incorporates management's best estimates of investment performance, future salary levels, other cost escalation, retirement ages of employees and other actuarial factors). The measurement date of the plan assets and accrued benefit obligation coincides with the University's fiscal year.

The University will amortize actuarial gains or losses (such as changes in actuarial assumptions and experience gains and losses) over a certain minimum amount. The amortization is over the expected average years of future service of active employees. The average remaining service period of the active employees covered by the pension plan is 16 years (2012 - 16 years, 2011 - 16 years). Past service costs arising from plan amendments are deferred and amortized on a straight line basis over the average remaining service period of employees active at the date of amendments.

ACADIA UNIVERSITY
NOTES TO THE FINANCIAL STATEMENTS *(continued)*
YEAR ENDED MARCH 31, 2013
(thousands of dollars)

m) Retirement incentive:

The University accrues the full cost of the early retirement obligations in the year in which the event that creates the obligation occurs. The University has determined the outstanding retirement incentive based on each retiree. As the incentive is paid to retirees over a number of years, the obligation is amortized into income based on the payment schedule. The outstanding obligation has been adjusted to reflect its present value.

n) Use of estimates:

The preparation of the financial statements in accordance with Canadian generally accepted accounting principles requires management to make a number of estimates and assumptions relating to the reported amounts of assets and liabilities and the disclosure of contingent liabilities at the date of the financial statements and the reported amounts of revenues and expenses during the reporting periods. Estimates are involved in the calculation of the collectible amount of accounts receivable, deferred revenue, the lives of capital and intangible assets and their amortization, accrued liabilities for payroll and employee future benefits, investments and the fair value of financial instruments. Actual results could differ from those estimates. Estimates are regularly reviewed by management and adjusted as required.

3. Accounts receivable	<u>2013</u>	<u>2012</u>	<u>2011</u>
Student accounts	\$1,351	\$874	\$923
Less: allowance for doubtful accounts	(363)	(375)	(374)
	988	499	549
Special accounts	461	469	454
Special grants	2,020	1,966	2,064
Other	125	310	398
Total	\$3,594	\$3,244	\$3,465

4. Inventories	<u>2013</u>	<u>2012</u>	<u>2011</u>
Maintenance supplies	\$259	\$290	\$276
Other	23	28	17
Total	\$282	\$318	\$293

5. Other assets	<u>2013</u>	<u>2012</u>	<u>2011</u>
Investment in Valley Community Fibre Network, at cost	200	200	200
Long term contracts	7	44	70
Total	\$207	\$244	\$270

ACADIA UNIVERSITY
NOTES TO THE FINANCIAL STATEMENTS *(continued)*
YEAR ENDED MARCH 31, 2013
(thousands of dollars)

6. Capital assets and Intangible assets

Capital assets	2013			2012			2011		
	Cost	Accumulated amortization	Net book value	Cost	Accumulated amortization	Net book value	Cost	Accumulated amortization	Net book value
Buildings	\$ 192,046	\$ 86,577	\$ 105,469	\$ 193,128	\$ 82,257	\$ 110,871	\$ 189,786	\$ 77,833	\$ 111,953
Equipment	25,076	23,073	2,003	24,308	22,142	2,166	23,620	21,136	2,484
Library holdings	5,428	4,788	640	5,414	4,585	829	5,406	4,349	1,057
Land	952	-	952	952	-	952	952	-	952
Land improvements	19,376	9,787	9,588	19,376	8,819	10,557	19,376	7,850	11,526
Facility improvements	14,019	3,182	10,837	10,694	2,358	8,336	10,296	1,658	8,638
Roadways	254	223	31	254	209	45	254	192	62
Computer equipment	3,628	3,255	373	3,327	3,055	272	3,131	2,795	336
Vehicles	502	452	50	502	418	84	402	402	-
Equipment – capital lease	1,314	1,314	-	1,314	1,314	-	1,314	1,314	-
Construction in progress	91	-	91	3,610	-	3,610	3,143	-	3,143
Total	\$ 262,686	\$ 132,651	\$ 130,034	\$ 262,879	\$ 125,157	\$ 137,722	\$ 257,680	\$ 117,529	\$ 140,151

Intangible assets	2013			2012			2011		
	Cost	Accumulated amortization	Net book value	Cost	Accumulated amortization	Net book value	Cost	Accumulated amortization	Net book value
Software	\$ 1,131	\$ 1,115	\$ 16	\$ 1,122	\$ 1,092	\$ 30	\$ 1,122	\$ 1,065	\$ 57

ACADIA UNIVERSITY
NOTES TO THE FINANCIAL STATEMENTS (continued)
YEAR ENDED MARCH 31, 2013
(thousands of dollars)

7. Mortgages payable	<u>2013</u>	<u>2012</u>	<u>2011</u>
Crowell Tower residence C.M.H.C. 6.875% mortgage, maturing August 1, 2020 Repayable in semi-annual payments of \$62 including principal and interest	\$716	\$787	\$854
Eaton House residence and Wheelock Dining Hall C.M.H.C. 5.375% mortgage, maturing September 1, 2015 Repayable in semi-annual payments of \$37 including principal and interest	159	221	281
	875	1,008	1,135
Current portion	141	132	125
Total	\$734	\$876	\$1,010

The mortgages are secured by the residence buildings listed above. The principal due within each of the next five years on mortgages payable is approximately as follows:

2014	\$141
2015	150
2016	122
2017	92
2018	99

ACADIA UNIVERSITY
NOTES TO THE FINANCIAL STATEMENTS *(continued)*
YEAR ENDED MARCH 31, 2013
(thousands of dollars)

8. Loans payable

a) Demand loans:

Bank of Montreal – non-revolving and unsecured demand loans bearing interest at bank prime plus 1.00%.

b) Loans payable:

	<u>2013</u>	<u>2012</u>	<u>2011</u>
Residence Advantage – Whitman/Eaton/Christofor (i)	\$8,670	\$9,056	\$9,419
Residence Advantage – Chase Court (ii)	8,709	9,027	9,326
Residence Advantage – Dennis/Chipman (iii)	7,653	7,950	8,228
Residence Advantage – Jodrey Hall (iv)	5,841	6,063	6,272
Wheelock Renovation (v)	2,159	2,455	2,723
Cutten Renovation (vi)	1,829	1,878	1,915
Sustainability Initiative (vii)	6,937	7,205	7,460
Biology Building (viii)	22,451	22,964	23,448
Cutten Renovation 2012 (ix)	2,170	2,625	-
Operating Loan (x)	7,000	7,000	-
	<hr/> 73,419	<hr/> 76,223	<hr/> 68,791
Current portion	2,993	4,978	2,218
	<hr/>	<hr/>	<hr/>
Total	\$70,426	\$71,245	\$66,573

- i) Residence Advantage - Whitman/Eaton/Christofor - Bank of Montreal term facility at a fixed rate of 6.15% plus a 75 basis point credit spread payment. The interest rate of 6.15% is fixed for a period of 25 years to January 15, 2027. The credit spread payment of 75 basis points is effective for the life of the loan. The facility is being amortized over a period of 25 years with blended monthly payments of principal and interest of approximately \$83.
- ii) Residence Advantage - Chase Court - Bank of Montreal term facility at a fixed rate of 6.01% plus a 75 basis point credit spread payment. The interest rate of 6.01% is fixed for a period of 25 years to February 1, 2029. The credit spread payment of 75 basis points is effective for the life of the loan. The facility is being amortized over a period of 25 years with blended monthly payments of principal and interest of approximately \$77.
- iii) Residence Advantage - Dennis/Chipman - Bank of Montreal term facility at a fixed rate of 6.25% plus a 75 basis point credit spread payment. The interest rate of 6.25% is fixed for a period of 25 years to April 1, 2028. The credit spread payment of 75 basis points is effective for the life of the loan. The facility is being amortized over a period of 25 years with blended monthly payments of principal and interest of approximately \$70.

ACADIA UNIVERSITY
NOTES TO THE FINANCIAL STATEMENTS (*continued*)
YEAR ENDED MARCH 31, 2013
(thousands of dollars)

- iv) Residence Advantage - Jodrey Hall - Bank of Montreal term facility at a fixed rate of 5.99% plus a 75 basis point credit spread payment. The interest rate of 5.99% is fixed for a period of 25 years to September 1, 2028. The credit spread payment of 75 basis points is effective for the life of the loan. The facility is being amortized over a period of 25 years with blended monthly payments of principal and interest of approximately \$52.
- v) Wheelock Renovation - Royal Bank, 2.06% term loan maturing January 10, 2016 at which time the University will renegotiate for another term. The loan is being amortized over 7 years and is repayable in blended monthly payments of principal and interest of approximately \$28.
- vi) Cutten Renovation - Bank of Montreal, prime plus 1.00% term loan, amortized over 25 years, maturing March 31, 2029. The loan is repayable in blended monthly payments of principal and interest of \$10.
- vii) Sustainability Initiative - Bank of Montreal, term financing bearing interest at 5.62% plus a 75 basis point credit spread payment. The interest rate of 5.62% is fixed for a period of 20 years to September 1, 2028. The credit spread payment of 75 basis points is effective for the life of the loan. The sustainability project is being amortized over a period of 20 years, maturing January 2028 with a maximum term of 10 years. Repayable in blended monthly payments of principal and interest of \$60.
- viii) Biology Building - Bank of Montreal term financing bearing interest at 6.02% plus a 75 basis point credit spread payment. The interest rate of 6.02% is fixed for a period of 25 years to February 1, 2034. The credit spread payment of 75 basis points is effective for the life of the loan. The loan is being amortized over a period of 25 years with blended monthly payments of principal and interest of approximately \$169.
- ix) Cutten Renovation 2012 – Province of Nova Scotia, 2.52% loan amortized over 5 years, maturing April 1, 2017. Repayable in blended monthly payments of principal and interest of approximately \$47.
- x) Long Term Operating Loan – Nova Scotia Opportunity Fund Incorporated, 5 year loan, maturing December 31, 2016. Interest is fixed at 3.25% payable annually with principal due at maturity.

The Bank of Montreal loans payable are unsecured, however, there is a restrictive covenant placed upon the ability of the University to pledge the assets as security for future indebtedness.

The University has entered into interest rate swap agreements with the Bank of Montreal in order to reduce the impact of fluctuating interest rates on certain of its long-term debt obligations. These swap agreements require the periodic exchange of payments without the exchange of the notional principal amount on which the payments are based. The University designates certain of its interest rate hedge agreements as hedges of the underlying debt. In the hedges, swap payments are reflected as interest expense and accounted for on an accrual basis. The principal underlying the swap agreements, which have been designated as hedges, amounts to \$37,810 at March 31, 2013 (2012 - \$39,301; 2011 - \$40,705). Although the University has no intention of settling these instruments at March 31, 2013, if the University had settled the interest rate swaps described, it would have been required to pay \$19,433 (2012 - \$19,387; 2011 - \$12,764).

ACADIA UNIVERSITY
NOTES TO THE FINANCIAL STATEMENTS *(continued)*
YEAR ENDED MARCH 31, 2013
(thousands of dollars)

- c) The interest rate swap associated with the Biology Building long-term debt was entered into on February 19, 2009 with principal payments commencing February 19, 2010. Due to the timing difference of the interest rate swap and principal repayments, the hedge of the underlying debt is deemed ineffective and differences between the fixed and floating rate of interest will be assessed annually and recognized as an unrealized gain (loss). The principal underlying the Biology Building swap agreement amounts to \$22,451 at March 31, 2013 (2012 - \$22,964; 2011 - \$23,448). The fair value of the swap is \$8,181 at March 31, 2013 (2012 - \$7,991; 2011 - \$4,992).
- d) The Bank of Montreal banking agreement contains restrictive covenants related to earnings levels and debt coverage. The covenant, if in default, gives the bank the right to demand payment and as a result the Bank of Montreal loans payable would be shown as a current liability in its entirety.
- e) The principal due within each of the next five years on loans payable is approximately as follows:

2014	\$2,993
2015	3,146
2016	4,546
2017	10,159
2018	2,806

ACADIA UNIVERSITY
NOTES TO THE FINANCIAL STATEMENTS *(continued)*
YEAR ENDED MARCH 31, 2013
(thousands of dollars)

9. Deferred capital and other contributions

Deferred capital contributions related to capital assets represent the unamortized amount of grants and donations received for the purchase of capital assets. The amortization of capital contributions is recorded as revenue in the statement of operations.

Deferred other contributions related to research and special reserves represent externally restricted grants, restricted research donations, and other restricted gifts or donations that have been received in the current period or a prior period which have not been spent.

	<u>Capital</u>	<u>Research</u>	<u>Special Reserves</u>	2013 <u>Total</u>
Balance, beginning of year	\$ 50,433	\$ 3,156	\$ 7,793	\$ 61,382
Contributions and grants received during the year	3,933	6,484	2,209	12,626
Amounts utilized during the year	-	(6,134)	(2,345)	(8,479)
Amounts amortized to revenue	(2,913)	-	-	(2,913)
Balance, end of year	\$ 51,453	\$ 3,506	\$ 7,657	\$ 62,616

	<u>Capital</u>	<u>Research</u>	<u>Special Reserves</u>	2012 <u>Total</u>
Balance, beginning of year	\$ 51,599	\$ 2,361	\$ 7,610	\$ 61,570
Contributions and grants received during the year	1,895	6,169	1,724	9,788
Amounts utilized during the year	-	(5,374)	(1,541)	(6,915)
Amounts amortized to revenue	(3,061)	-	-	(3,061)
Balance, end of year	\$ 50,433	\$ 3,156	\$ 7,793	\$ 61,382

	<u>Capital</u>	<u>Research</u>	<u>Special Reserves</u>	2011 <u>Total</u>
Balance, beginning of year	\$ 53,140	\$ 2,440	\$ 7,406	\$ 62,986
Contributions and grants received during the year	1,431	5,069	1,732	8,232
Amounts utilized during the year	-	(5,148)	(1,528)	(6,676)
Amounts amortized to revenue	(2,972)	-	-	(2,972)
Balance, end of year	\$ 51,599	\$ 2,361	\$ 7,610	\$ 61,570

ACADIA UNIVERSITY
NOTES TO THE FINANCIAL STATEMENTS (*continued*)
YEAR ENDED MARCH 31, 2013
(thousands of dollars)

10. Net assets

In order to ensure observance of limitations and restrictions placed on the use of the resources available to the University, such resources are classified for accounting purposes into funds according to the activities or objectives specified.

Accumulated operating deficit

The accumulated operating deficit accounts for the academic, administrative, and other operational costs, which are financed by fees, grants, and other general income. For expenditures other than regular salaries, the University follows a policy of appropriating unexpended budget balances in departments.

Internally restricted

Internally restricted funds represent amounts set aside by the University for specific, as well as unspent, budget appropriations accumulated by academic and other budget units.

Restricted for endowments

Endowment principal consists of restricted donations to the University, the original investment of which is required to be maintained in perpetuity. The investment income generated from endowments must be used in accordance with the various purposes established by the donor.

To meet the foregoing requirements, the University has established an Investment Policy with the following goals:

- to protect the original donation to the university and its earning potential;
- to balance the current operational expenditure requirement with the expected future requirements; and
- to establish a framework that provides transparency related to the management and activities related to endowed funds.

Equity in capital assets

Equity in Capital Assets represents the unamortized cost of capital assets acquired through the expenditure of unrestricted and operating resources.

11. Commitments

As at March 31, 2013, the University had outstanding commitments to a third party for physical plant services for approximately \$6,013 (2012 - \$5,715).

ACADIA UNIVERSITY
NOTES TO THE FINANCIAL STATEMENTS (*continued*)
YEAR ENDED MARCH 31, 2013
(thousands of dollars)

12. Contingent liabilities

- a) The University participates in a reciprocal exchange of insurance risks in association with over fifty Canadian universities. This self-insurance cooperative (CURIE) involves a contractual agreement to share the insurance property and liability risks of member universities for a term of not less than five years.

The projected cost of claims will be funded through members' premiums based on actuarial projections. As of December 31, 2012, CURIE had a surplus of \$60.5 million of which the University's prorata share is approximately 1.04% on an ongoing basis. In addition, CURIE has obtained \$995 million re-insurance with commercial insurers to cover major property claims in excess of \$5 million per occurrence.

In respect of General Liability, the limit is \$5 million per occurrence and on behalf of subscribers, an excess policy for \$25 million above CURIE's \$5 million limit is in place.

In respect of Errors and Omissions, the limit is \$5 million per occurrence and on behalf of subscribers, an excess policy combined with General Liability for \$25 million above CURIE's \$5 million limit is in place.

In the event premiums are not sufficient to cover claim settlements, the member universities would be subject to an assessment in proportion to their participation.

- b) From time to time, the University is involved in litigation or proceedings relating to claims arising out of its operations in the ordinary course of business. It is the opinion of management that the aggregate amount of any potential liability is not expected to have a material adverse effect on the University's financial position or results and any claims arising out of the ordinary course of business are adequately provided for.

13. Pledges

As at March 31, 2013, the University had outstanding campaign pledges of approximately \$5,798 (2012 - \$5,545; 2011 - \$6,529) which have not been recorded in the accounts.

ACADIA UNIVERSITY
NOTES TO THE FINANCIAL STATEMENTS *(continued)*
YEAR ENDED MARCH 31, 2013
(thousands of dollars)

14. Employee future benefits

The University has a defined benefit pension plan covering substantially all of its employees. The University also has other benefit programs which include retirement enhancement benefits, sick time benefits and supplemental pension benefits paid to some former employees of the University. The defined pension benefits are based on length of service and final average earnings, and are indexed for inflation after retirement. The other benefits are not funded.

The most recent actuarial valuation of the plan for funding purposes reflected a going concern unfunded liability of \$13,481 as of April 30, 2010. The next actuarial valuation of the plan for funding purposes will be conducted as at April 30, 2013. The Plan's actuary has extrapolated the results of the April 30, 2010 actuarial valuation of the plan for funding purposes to March 31, 2011 yielding the following information:

The reconciliation of the funded status of the defined benefit plan to the amounts recorded in the financial statements is as follows:

	Pension and retirement enhancement plans 2013	Other benefit programs 2013	All plans 2013
Accrued benefit obligation, end of prior year	\$150,793	\$797	\$151,590
Current service cost (employer portion)	4,446	56	4,502
Interest cost	7,831	36	7,867
Employees' contributions	2,263	-	2,263
Benefits paid	(7,278)	(36)	(7,314)
Actuarial loss	21,494	68	21,562
Net transfer in	290	-	290
Accrued benefit obligation, end of year	<u>\$179,839</u>	<u>\$921</u>	<u>\$180,760</u>

	Pension and retirement enhancement plans 2012	Other benefit programs 2012	All plans 2012
Accrued benefit obligation, end of prior year	\$132,387	\$834	\$133,221
Current service cost (employer portion)	3,490	53	3,542
Interest cost	7,683	43	7,726
Employees' contributions	2,237	-	2,237
Benefits paid	(8,571)	(41)	(8,612)
Actuarial loss	13,567	(92)	13,476
Accrued benefit obligation, end of year	<u>\$150,793</u>	<u>\$797</u>	<u>\$151,590</u>

ACADIA UNIVERSITY
NOTES TO THE FINANCIAL STATEMENTS *(continued)*
YEAR ENDED MARCH 31, 2013
(thousands of dollars)

	Pension and retirement enhancement plans 2011	Other benefit programs 2011	All plans 2011
Accrued benefit obligation, end of prior year	\$115,914	\$740	\$116,654
Current service cost (employer portion)	2,887	49	2,936
Interest cost	7,421	42	7,463
Employees' contributions	2,201	-	2,201
Benefits paid	(7,333)	(38)	(7,371)
Actuarial loss	8,971	41	9,012
Plan amendments	2,315	-	2,315
Net transfer in	11	-	11
Accrued benefit obligation, end of year	<u>\$132,387</u>	<u>\$834</u>	<u>\$133,221</u>

The reconciliation of the funded status of the defined benefit plan to the accrued benefit liability is as follows:

	2013	2012	2011
Fair value of plan assets	\$104,166	\$97,174	\$99,796
Accrued benefit obligation	<u>180,760</u>	<u>151,590</u>	<u>133,221</u>
Funded deficiency	(76,594)	(54,416)	(33,425)
Unamortized past service cost	3,519	4,716	5,912
Unamortized net actuarial loss	67,084	47,961	27,160
Accrued benefit liability	<u>\$(5,991)</u>	<u>\$(1,739)</u>	<u>\$(353)</u>

The percentage of the fair value of the plan assets by major category is as follows:

	2013	2012	2011
Equity securities	63.0%	61.1%	63.4%
Debt securities	36.2%	38.4%	35.9%
Cash and equivalents	0.8%	0.5%	0.7%

ACADIA UNIVERSITY
NOTES TO THE FINANCIAL STATEMENTS *(continued)*
YEAR ENDED MARCH 31, 2013
(thousands of dollars)

The significant assumptions used are as follows (weighted average):

	Pension plan and retirement enhancements		
	2013	2012	2011
Accrued benefit obligation as of March 31:			
Discount rate for defined benefits	1.50-4.36%	1.60-5.15%	2.25-5.84%
Rate of compensation increase	4.00%	4.00%	4.00%
Benefit costs for years ended March 31:			
Discount rate for defined benefits	5.08%	5.74%	6.08%
Expected long term rate of return on plan assets	6.75%	6.75%	7.00%
Rate of compensation increase	4.00%	4.00%	4.00%

	Other benefit programs		
	2013	2012	2011
Accrued benefit obligation as of March 31:			
Discount rate for defined benefits	2.20-4.00%	2.60-4.80%	3.50-5.45%
Rate of compensation increase	4.00%	4.00%	4.00%
Benefit costs for years ended March 31:			
Discount rate for defined benefits	5.08%	5.74%	6.08%
Expected long term rate of return on plan assets	N/A	N/A	N/A
Rate of compensation increase	4.00%	4.00%	4.00%

Pension benefit costs recognized in the year are \$9,206 (2012 - \$6,727). The cash amount of employer contributions to the defined pension benefit plan were \$4,612 (2012 - \$5,000). The University made payments of \$343 (2012 - \$330) in respect of the other benefit programs.

ACADIA UNIVERSITY
NOTES TO THE FINANCIAL STATEMENTS (*continued*)
YEAR ENDED MARCH 31, 2013
(thousands of dollars)

15. Financial instruments

a) Fair values

The fair value of investments is calculated as described in Note 2 (g). The fair value of the long-term debt approximates their carrying value because the calculated contractual rates of interest approximate the current market rate available to the University. The fair values of the other financial assets and liabilities, being cash, short-term investments, accounts receivable, demand loans payable and accounts payable and accrued liabilities approximate their carrying values due to the short term nature of these instruments.

b) Credit risk

Financial instruments which potentially subject the University to credit risk consist primarily of cash, short term investments and accounts receivable. The University limits the amount of credit exposure with its cash and short term investment balances by only maintaining deposits with major financial institutions. Accounts receivable consist mainly of student accounts and amounts owing from agencies of the Federal Government of Canada and the Provincial Government of Nova Scotia. To reduce credit risk with student accounts, the University places restrictions on the issuance of certain university privileges and the issuance of grades and degrees until payment on account is made, but does not generally require collateral. All student accounts are reviewed throughout the year. At the end of each year, all delinquent accounts are written off.

The University is exposed to credit-related losses in the event of non-performance by counterparties to financial instruments. Credit exposure is minimized by dealing mostly with creditworthy counterparties such as highly rated financial institutions.

c) Interest rate risk

Interest rate risk is minimized as the majority of the University's long term debt is fixed by the use of interest rate swaps. The only fluctuating debt is related to the demand loans payable.

d) Liquidity risk

Liquidity risk management serves to ensure that the University maintains sufficient cashflow and utilizes bank loans to meet the operating requirements of the University. The University maintains detailed budgets and forecasts. The University maintains a short-term line of credit that is designed to ensure that funds are available to meet current and forecasted financial requirements in the most cost effective manner.

16. Supplemental cash flow information

	<u>2013</u>	<u>2012</u>	<u>2011</u>
Cash paid during the year for:			
Interest on long-term debt	\$4,656	\$4,527	\$4,656

ACADIA UNIVERSITY
NOTES TO THE FINANCIAL STATEMENTS *(continued)*
YEAR ENDED MARCH 31, 2013
(thousands of dollars)

17. Collections

The Art Gallery of Acadia University has a collection of donated paintings and other art works, which are not recorded in the financial statements, having an insured value of \$1,730. The insured value is based on a valuation carried out in 1993, adjusted for subsequent acquisitions.

18. Related entities

The Acadia Centre for Social and Business Entrepreneurship (ACSBE) is a society incorporated under the laws of the Province of Nova Scotia. ACSBE has been organized to study, promote, and assist the activities of small businesses and entrepreneurs through research, analysis, counselling, and distribution of educational information. The University appoints three members to the Board of Directors and acts as the banker for the transactions of ACSBE. At March 31, 2013, the ACSBE owed the University \$42 (2012 – University owed ACSBE \$14; 2011 – ACSBE owed \$62).

The Acadia Divinity College is a Christian theological seminary located on the campus of Acadia University. Academically, the Acadia Divinity College is considered a Faculty of the University. Financially, it is incorporated as a separate legal entity under the laws of the Province of Nova Scotia. Many administrative services are provided by the University to the college under a service contract with terms similar to those that would be offered to the general public. At March 31, 2013, the University owed Acadia Divinity College \$29 (2012 – the Acadia Divinity College owed \$192; 2011 – Acadia Divinity College owed \$148).

ACADIA UNIVERSITY
NOTES TO THE FINANCIAL STATEMENTS *(continued)*
YEAR ENDED MARCH 31, 2013
(thousands of dollars)

19. Impact of the change in the basis of accounting

The University was required to apply the Canadian standards for non-profit organizations under Part III of the CICA Handbook. The financial statements for the year ended March 31, 2013, and the comparative periods were prepared in accordance with the accounting principles and provisions set out in Section 1501: First Time Adoption by Non Profit Organizations. These statements are the first full set of financial statements presented by the University under the new accounting standards. Implementation was required for the fiscal year beginning on or after January 1, 2012 and hence, the policies were adopted are in effect for the year ended March 31, 2012, and for the comparative period information that has been presented.

The university has applied all mandatory exceptions on transition. The University has elected to report in accordance with the “Deferral and Amortization Approach” under Part II of the CICA Handbook, with a carryforward of previous balances relating to unamortized past service costs and actual gains and losses. The University has recognize the unamortized transitional asset/obligation as at April 1, 2011.

Adjustments to the opening financial position

The comparative financial positions have been restated to reflect the adoption of the new accounting standards. Schedule C presents the comparative Statement of Financial Position as at March 31, 2012, as originally reported, transition adjustments and restated amounts. As required, the Opening Statement of Financial Position on the date of transition, April 1, 2011, has been provided in Schedule D with original balances, transition adjustments, and restated amounts.

The following adjustments have been made :

	Impact on comparative period March 31, 2012	Impact on transition date April 1, 2011
a) Intangible Assets - has been reclassified and reported separately. Previously reported as part of capital assets.	30	57
b) Amounts due to government - has been reclassified and reported separately. Previously reported as part of accounts payable and accrued liabilities	263	202
c) Employee future benefits – recognition of the unamortized transitional asset/obligation at April 1, 2011 that arose from the adoption of 3461 in 2000.	134	145
d) Other assets – previously deferred capital campaign have been expensed and the opening net asset balance has been restated.	495	989

In addition, there have been a number of restatements of classifications as part of the transition.

Adjustments to the comparative Statement of Operations

As required, the comparative Statement of Operations has been adjusted to reflect the transition to the new basis of accounting. Schedule E presents the comparative Statement of Operations as at March 31, 2012, as originally reported, transition adjustments and restated amounts.

ACADIA UNIVERSITY
NOTES TO THE FINANCIAL STATEMENTS *(continued)*
YEAR ENDED MARCH 31, 2013
(thousands of dollars)

The following adjustments have been made :

	Impact on year ended March 31, 2012
a) Accrued pension benefit adjustment – recognition of the unamortized transitional asset/obligation that arose from the adoption of 3461 in 2000 has been reflected in the opening balance as at April 1, 2011	134
b) Amortization of capital campaign costs – the opening net asset balance has been restated for previously deferred capital campaign	494

In addition, certain financial statement items have been reclassified as part of the transition.

Adjustments to the comparative Statement of Cash Flows

No material adjustments to the comparative Statement of Cash Flows were required as a result of the transition.

SCHEDULE A

ACADIA UNIVERSITY
SCHEDULE OF OPERATIONS BY FUND
YEAR ENDED MARCH 31, 2013
(thousands of dollars)

	Operating/ <u>Ancillary Operations</u>	Special <u>Reserves</u>	<u>Research</u>	<u>Endowment</u>	<u>Capital</u>	2013 <u>Total</u>
Revenues:						
Student academic fees	\$34,239	\$ -	\$ -	\$ -	\$ -	\$34,239
Government grants	29,365	-	-	-	-	29,365
Other grants	-	-	6,174	-	-	6,174
Ancillary sales and services	11,592	-	-	-	-	11,592
Donations and gifts	-	2,345	-	-	-	2,345
Investment income	208	241	1	988	-	1,438
General	1,924	771	124	-	-	2,819
Amortization of deferred capital contribution	-	-	-	-	2,913	2,913
Total Revenue	77,328	3,357	6,299	988	2,913	90,885
Expenses:						
Wages - academic	22,686	65	423	-	-	23,174
Wages - academic other	2,556	192	2,702	-	-	5,450
Wages - other	13,010	133	57	-	-	13,200
Total wages	38,252	390	3,182	-	-	41,824
Fringe benefits	5,737	38	282	-	-	6,057
Accrued pension benefit adjustment (Note 14)	4,252	-	-	-	-	4,252
Pension special payments	1,539	-	-	-	-	1,539
Supplies and materials	3,985	394	1,033	-	-	5,412
Externally contracted services	6,052	215	1,012	-	-	7,279
Amortization of capital assets	-	-	-	-	7,728	7,728
Ancillary cost of goods sold	556	-	-	-	-	556
Utilities	4,795	1	-	-	-	4,796
Long term debt interest	4,715	-	-	-	-	4,715
Travel	1,433	115	571	-	-	2,119
Scholarships and bursaries	3,680	124	-	-	-	3,804
Deferred maintenance and renovations	1,365	8	-	-	-	1,373
Library acquisitions	747	53	-	-	-	800
Professional fees	225	-	-	259	-	484
Other	646	-	87	-	-	733
Interest	24	-	-	-	-	24
Total expenses	78,003	1,338	6,167	259	7,728	93,495
Excess of revenues over expenses (expenses over revenues) before appropriations and unusual item	\$(675)	\$2,019	\$132	\$729	\$(4,815)	\$(2,610)

SCHEDULE A

ACADIA UNIVERSITY
SCHEDULE OF OPERATIONS BY FUND
YEAR ENDED MARCH 31, 2012
(thousands of dollars)

	<u>Operating/ Ancillary Operations</u>	<u>Special Reserves</u>	<u>Research</u>	<u>Endowment</u>	<u>Capital</u>	<u>2012 Total</u>
Revenues:						
Student academic fees	\$32,436	\$ -	\$ -	\$ -	\$ -	\$32,436
Government grants	28,044	-	-	-	-	28,044
Other grants		50	5,375			5,425
Ancillary sales and services	10,430	-	-	-	-	10,430
Donations and gifts	-	1,541		-	-	1,541
Investment income	108	354	-	2,251	-	2,713
General	1,931	568	96	-	-	2,595
Amortization of deferred capital contribution	-	-	-	-	3,061	3,061
Total Revenue	72,949	2,513	5,471	2,251	3,061	86,245
Expenses:						
Wages - academic	23,138	-	557	-	-	23,695
Wages - academic other	2,583	141	2,254	-	-	4,978
Wages - other	12,486	134	59	-	-	12,679
Total wages	38,207	275	2,870	-	-	41,352
Fringe benefits	5,899	28	244	-	-	6,171
Accrued pension benefit adjustment (Note 14)	1,386	-	-	-	-	1,386
Pension special payments	1,939	-	-	-	-	1,939
Supplies and materials	3,623	330	853	-	-	4,806
Externally contracted services	5,442	263	549	-	-	6,254
Amortization of capital assets	-	-	-	-	7,754	7,754
Ancillary cost of goods sold	656	-	-	-	-	656
Utilities	4,684	1	-	-	-	4,685
Long term debt interest	4,521	-	-	-	-	4,521
Travel	1,251	86	714	-	-	2,051
Scholarships and bursaries	3,466	117	-	-	-	3,583
Deferred maintenance and renovations	508	-	-	-	-	508
Library acquisitions	731	133	-	-	-	864
Professional fees	321	-	-	281	-	602
Other	739	-	128	-	-	867
Interest	153	-	-	-	-	153
Total expenses	73,526	1,233	5,358	281	7,754	88,152
Excess of revenues over expenses (expenses over revenues) before appropriations and unusual item	\$(577)	\$1,280	\$113	\$1,970	\$(4,693)	\$(1,907)

SCHEDULE B

ACADIA UNIVERSITY
 STATEMENT OF EXPENSES BY FUNCTION - OPERATING AND ANCILLARIES
 YEAR ENDED MARCH 31, 2013
 (thousands of dollars)

	Academic	Maintenance	Plant	Admini- stration	Library	Student Services	Other	Ancillary Operations	2013 Total
Wages - academic	\$22,562	\$-	\$-	\$-	\$62	\$62	\$-	\$-	\$22,686
Wages - academic other	2,340	-	-	60	-	156	-	-	2,556
Wages - other	3,879	484	3,522	1,597	2,171	1,357	-	1,357	13,010
Total wages	28,781	484	3,582	1,659	2,389	1,357	-	1,357	38,252
Fringe benefits	4,243	133	621	249	335	156	-	156	5,737
Accrued pension benefit adjustment (Note 14)	3,202	54	397	184	265	150	-	150	4,252
Pension special payments	1,159	19	144	67	96	54	-	54	1,539
Supplies and materials	1,566	254	726	15	933	491	-	491	3,985
Externally contracted services	100	5,778	85	61	2	26	-	26	6,052
Ancillary cost of goods sold	-	-	55	-	-	501	-	501	556
Utilities	-	4,795	-	-	-	-	-	-	4,795
Long term debt interest	-	-	-	-	-	-	2,269	2,446	4,715
Travel	639	14	351	11	418	-	-	-	1,433
Scholarships and bursaries	-	-	-	-	-	-	3,680	-	3,680
Deferred maintenance and renovations	-	-	-	-	-	-	813	552	1,365
Library acquisitions	6	-	-	741	-	-	-	-	747
Professional fees	69	-	156	-	-	-	-	-	225
Other	34	466	99	15	31	1	-	1	646
Interest	-	-	-	-	-	-	24	-	24
Total gross expenditures	39,799	11,997	6,216	3,002	4,469	5,734	6,786	5,734	78,003
Transfer of physical plant expenditures	-	-	-	-	-	-	-	-	-
Ancillary Operations	-	(3,565)	-	-	-	-	-	3,565	-
Total expenditures	\$39,799	\$8,432	\$6,216	\$3,002	\$4,469	\$9,299	\$6,786	\$9,299	\$78,003

SCHEDULE B

ACADIA UNIVERSITY
 STATEMENT OF EXPENSES BY FUNCTION - OPERATING AND ANCILLARIES
 YEAR ENDED MARCH 31, 2012
 (thousands of dollars)

	Academic	Plant Maintenance	Plant Administration	Library	Student Services	Other	Ancillary Operations	2012 Total
Wages - academic	\$23,058	\$-	\$-	\$19	\$61	\$-	\$-	\$23,138
Wages - academic other	2,347	-	77	-	159	-	-	2,583
Wages - other	3,751	471	3,284	1,620	2,129	-	1,231	12,486
Total wages	29,156	471	3,361	1,639	2,349	-	1,231	38,207
Fringe benefits	4,548	259	344	245	360	-	143	5,899
Accrued pension benefit adjustment (Note 14)	1,055	17	123	60	86	-	45	1,386
Pension special payments	1,480	24	171	83	119	-	62	1,939
Supplies and materials	1,238	289	702	5	971	-	418	3,623
Externally contracted services	78	5,149	106	53	5	-	51	5,442
Ancillary cost of goods sold	-	-	68	-	-	-	588	656
Utilities	-	4,684	-	-	-	-	-	4,684
Long term debt interest	-	-	-	-	-	2,031	2,490	4,521
Travel	663	11	285	17	274	-	1	1,251
Scholarships and bursaries	-	-	-	-	-	3,466	-	3,466
Deferred maintenance and renovations	-	-	-	-	-	503	5	508
Library acquisitions	5	-	-	726	-	-	-	731
Professional fees	114	-	207	-	-	-	-	321
Other	32	470	98	11	29	97	2	739
Interest	-	-	-	-	-	153	-	153
Total gross expenditures	38,369	11,374	5,465	2,839	4,193	6,250	5,036	73,526
Transfer of physical plant expenditures								
Ancillary Operations	-	(3,350)	-	-	-	-	3,350	-
Total expenditures	\$38,369	\$8,024	\$5,465	\$2,839	\$4,193	\$6,250	\$8,386	\$73,526

SCHEDULE C

**ACADIA UNIVERSITY
STATEMENT OF FINANCIAL POSITION
TRANSITIONAL RECONCILIATION
AS AT MARCH 31, 2012
(thousands of dollars)**

	Original	Adjustments	Restated
Assets			
Current assets:			
Cash and short term investments	\$27,169	\$-	\$27,169
Accounts receivable	3,244	-	3,244
Inventories	318	-	318
Prepaid expenses	1,025	-	1,025
	31,756	-	31,756
Investments	57,412	-	57,412
Other Assets	739	(495)	244
Capital assets	137,752	(30)	137,722
Intangible assets	-	30	30
Total assets	\$227,659	(\$495)	\$227,164
Liabilities, Deferred Capital Contributions and Net Assets			
Current Liabilities:			
Demand Loans	\$772	\$-	\$772
Accounts payable & accrued liabilities	6,293	(263)	6,030
Amounts due to governments	-	263	263
Retirement incentives	307	-	307
Deferred revenue	32,286	-	32,286
Current portion of mortgages payable	132	-	132
Current portion of loans payable	4,978	-	4,978
	44,768	-	44,768
Retirement incentives	849	-	849
Employee future benefits	1,605	134	1,739
Deferred capital and other contributions	61,382	-	61,382
Long-term debt:			
Loans payable	71,245	-	71,245
Mortgages payable	876	-	876
Mark-to-market liability	7,991	-	7,991
	80,112	-	80,112
Net assets:			
Accumulated operating deficit	(30,493)	(629)	(31,122)
Internally restricted	3,764	-	3,764
Restricted for endowments	57,412	-	57,412
Equity in capital assets	8,260	-	8,260
	38,943	(629)	38,314
Total liabilities, deferred capital contributions and net assets	\$227,659	(\$495)	\$227,164

SCHEDULE D
ACADIA UNIVERSITY
STATEMENT OF FINANCIAL POSITION
TRANSITIONAL RECONCILIATION
AS AT APRIL 1, 2011
(thousands of dollars)

	Original	Adjustments	Restated
Assets			
Current assets:			
Cash and short term investments	\$17,477	\$-	\$17,477
Accounts receivable	3,465	-	3,465
Inventories	293	-	293
Prepaid expenses	945	-	945
	22,180	-	22,180
Investments	59,889	-	59,889
Other Assets	1,259	(989)	270
Capital assets	140,208	(57)	140,151
Intangible assets	-	57	57
Total assets	\$223,536	(\$989)	\$222,547
Liabilities, Deferred Capital Contributions and Net Assets			
Current Liabilities:			
Demand Loans	\$788	\$-	\$788
Accounts payable & accrued liabilities	5,472	(202)	5,270
Amounts due to governments	-	202	202
Retirement incentives	404	-	404
Deferred revenue	32,653	-	32,653
Current portion of mortgages payable	125	-	125
Current portion of loans payable	2,218	-	2,218
	41,660	-	41,660
Retirement incentives	692	-	692
Employee future benefits	208	145	353
Deferred capital and other contributions	61,570	-	61,570
Long-term debt:			
Loans payable	66,573	-	66,573
Mortgages payable	1,010	-	1,010
Mark-to-market liability	4,992	-	4,992
	72,575	-	72,575
Net assets:			
Accumulated operating deficit	(22,018)	(1,134)	(23,152)
Internally restricted	3,326	-	3,326
Restricted for endowments	59,889	-	59,889
Equity in capital assets	5,634	-	5,634
	46,831	(1,134)	45,697
Total liabilities, deferred capital contributions and net assets	\$223,536	(\$989)	\$222,547

SCHEDULE E

**ACADIA UNIVERSITY
STATEMENT OF OPERATIONS
TRANSITIONAL RECONCILIATION
YEAR ENDED MARCH 31, 2012
(thousands of dollars)**

	Original	Adjustments	Restated
Revenues:			
Student academic fees	\$32,436	\$-	\$32,436
Government grants	28,094	(50)	28,044
Other grants	-	5,425	5,425
Ancillary sales and services	10,430	-	10,430
Donations and gifts	7,024	(5,483)	1,541
Investment income	2,713	-	2,713
General	2,595	-	2,595
Amortization of deferred capital contributions	3,061	-	3,061
Total revenues	86,353	(108)	86,245
Expenses:			
Salaries and wages	41,352	-	41,352
Fringe benefits	6,171	-	6,171
Accrued pension benefit adjustment	1,397	(11)	1,386
Pension special payments	1,939	-	1,939
Supplies and materials	4,806	-	4,806
Externally contracted services	6,254	-	6,254
Amortization of capital assets	7,754	-	7,754
Amortization of capital campaign costs	494	(494)	-
Ancillary cost of goods sold	656	-	656
Utilities	4,685	-	4,685
Long term debt interest	4,521	-	4,521
Travel	2,051	-	2,051
Scholarships and bursaries	3,583	-	3,583
Deferred maintenance and renovations	508	-	508
Library acquisitions	864	-	864
Professional fees	602	-	602
Other	867	-	867
Interest	153	-	153
Total expenses	88,657	(505)	88,152
Excess of expenses over revenues before the undemoted	(2,304)	397	(1,907)
Unrealized gain (loss) on swap transactions	(2,999)	-	(2,999)
Excess of expenses over revenues	\$(5,303)	\$397	\$(4,906)